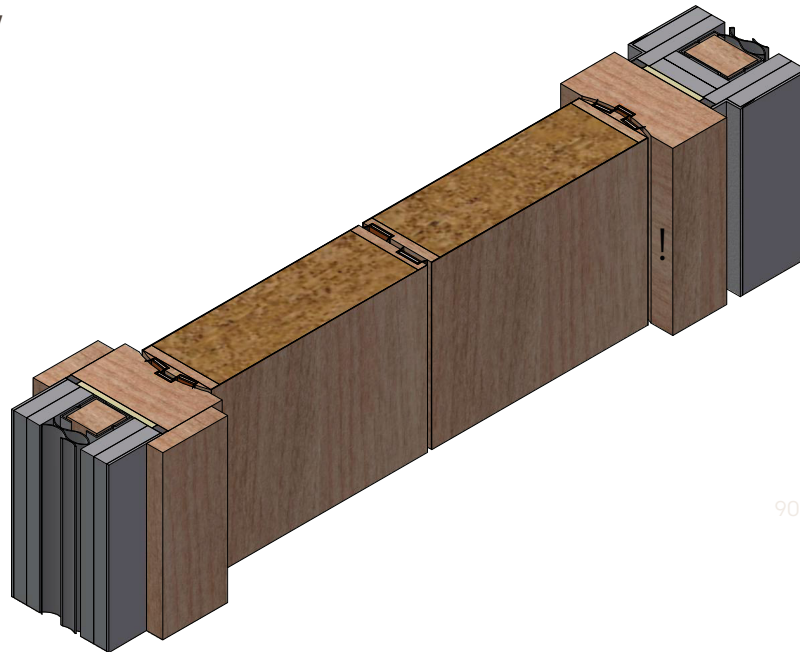


ARCHITRAVE OR SHADOW GAP FRAME DETAIL

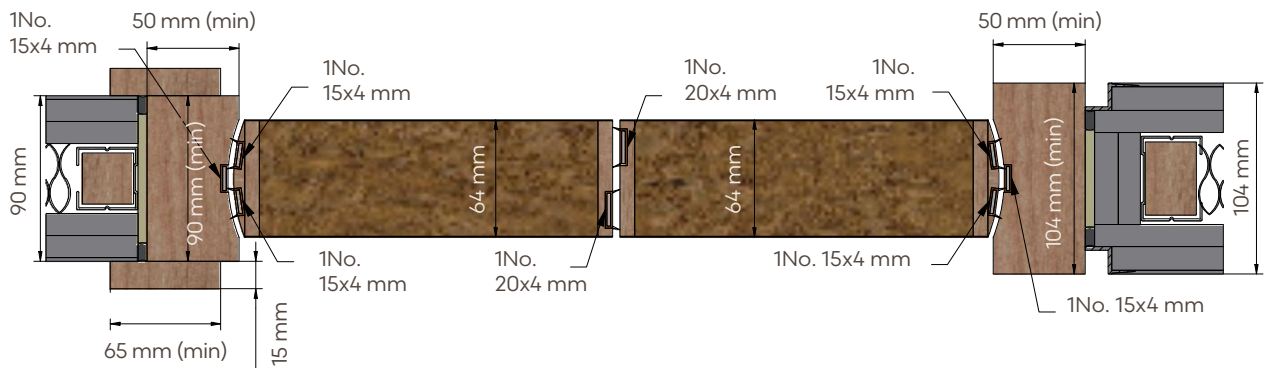
FD60S

Isometric view



90 mm (min)
6 mm

Dimensions



Architrave Option

Shadow Gap Option

The gap between the frame and the supporting construction shall be between 5mm and 10mm. Architraves may be omitted where Mann McGowan Pyromas A or Sealed Tight Solutions ST88 intumescent mastic is used in conjunction with appropriate mineral wool infill (e.g. Insulfrax or Superwool), provided that a minimum frame depth of 90mm is maintained.

Visual details for illustrative purposes only.



forza-doors.com
01403 711126
info@forza-doors.com

Specification

CORE TYPE	64 mm FCH90
LINER	Solid Timber min. density 640 kg/m ²
FIRE RATING	FD60s

TITLE

Timber Double Action Pivot Door
- Smoke Control

ISSUE

1

SHEET

DATE

31/03/2026

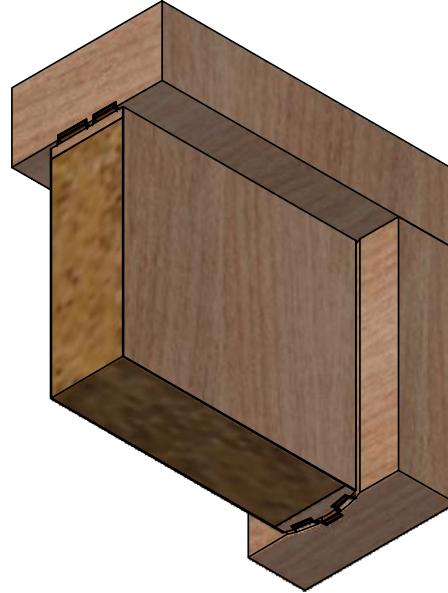
DWG No

FZD5643

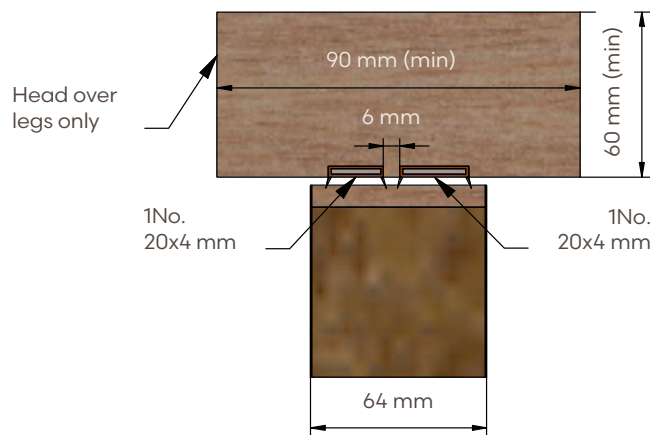
ARCHITRAVE OR SHADOW GAP FRAME DETAIL

FD60S

Isometric view



Dimensions



Visual details for illustrative purposes only.



forza-doors.com
01403 711126
info@forza-doors.com

Specification

CORE TYPE 64 mm FCH90
LINER Solid Timber min. density 640 kg/m²
FIRE RATING FD60s

TITLE

Timber Double Action Pivot Door
- Smoke Control

ISSUE

1

SHEET

DATE

31/03/2026

DWG No

FZD5643