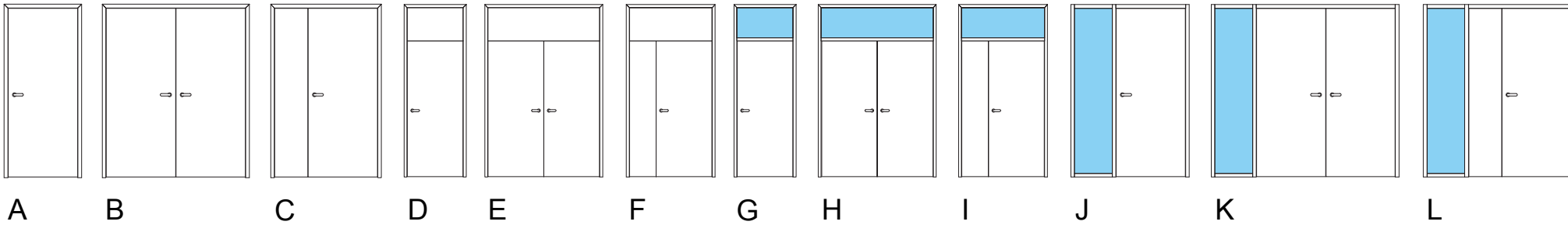
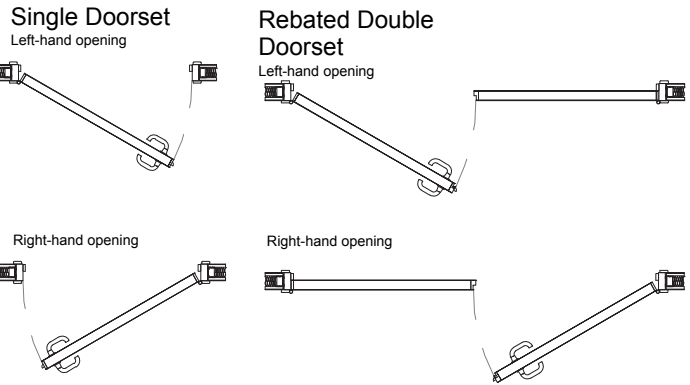


OTHER ELEVATION TYPES - Sidelight on both sides of the assembly, M / N / O - Fanlight above sidelight & assembly, R / S / T - 4-sided frame, P / Q

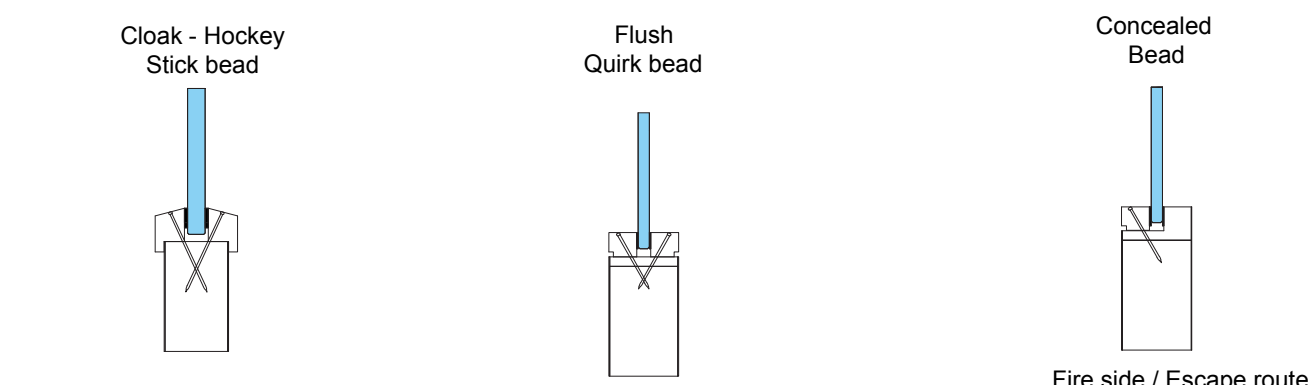


Permitted Elevations:

DOOR LEAF CORE: Average bulk density 540-630kgs / m3 Weight 44mm; Nom 27kgs / m2



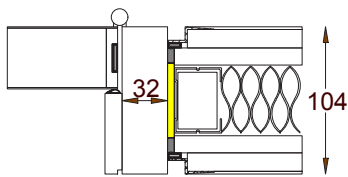
Door Handings:



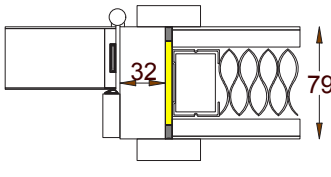
Bead Detail:

Glass: Clear fire glass

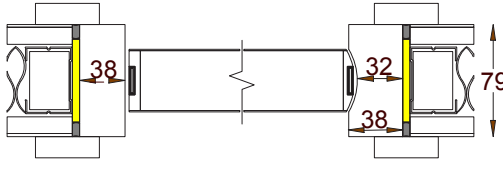
2-part Shadow-gap



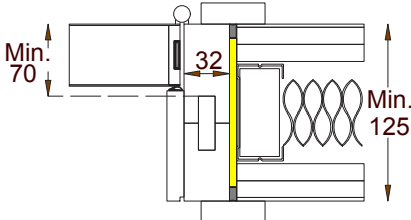
4-part



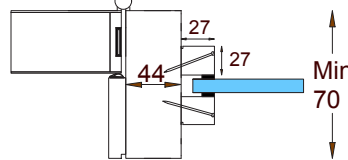
Double Action (Not available for cold smoke control)



5-part Split



Typical mullion detail for elevations types J,K,L



Profile: integral stop / loose stop / rebated / shadow gap.

Typical Timber Doorframes: Softwood/Hardwood minimum density 450kg/m3

| es may vary depending on door core in use (FCS is the core used for reference) Factory max doors height up to 3000mm. Overpanels maximum high - Single set 1000mm / Double set 1000mm. | Maximum leaf size | | | |
|----------------------------------------------------------------------------------------------------------------------------------------------------------------------------------------------|-------------------|---------------|-----------------|-----------------|
| | MAX HT | ASSO. W | MAX W | ASSO. HT |
| Latch Single Action Single Door - LSASD (with over panel) | 3225mm (2778mm) | 921mm (833mm) | 1096mm (1111mm) | 2636mm (2222mm) |
| Latche Single Action Double Door - LSADD (with over panel) | 2926mm (2433mm) | 975mm (858mm) | 1103mm (1016mm) | 2669mm (2117mm) |
| Unlatch Single Action Single Door - ULSASD (with over panel) | 3162mm (2724mm) | 903mm (817mm) | 1192mm (1089mm) | 2582mm (2179mm) |
| Unlatch Single Action Doublr Door - ULSADD (with over panel) | 2897mm (2433mm) | 965mm (858mm) | 1092mm (1016mm) | 2643mm (2117mm) |

Finishes

Forza primed coat (FPC) for painting by others.

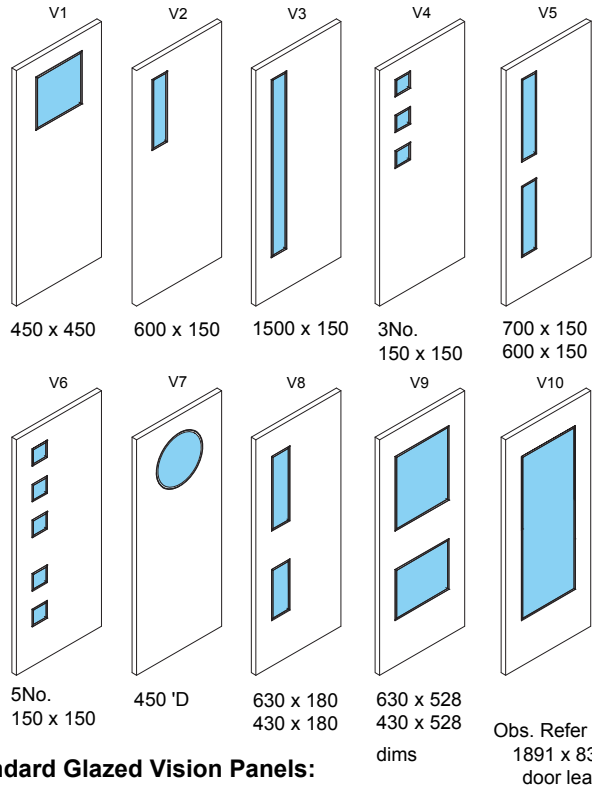
Paint: RAL, BS 4800, Pantone colors. Standard sheen 20% gloss.

Laminate to conform to EN 438 & ISO 4586.

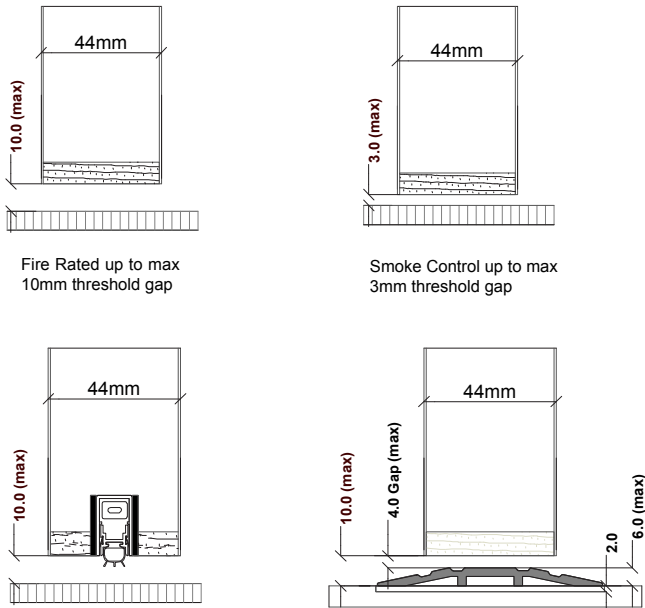
Wood veneer: Two coats high solid ultra violet (uv) cured lacquer, clear, 20% gloss / other.
Veneer standards available: Ash/ Cherry/Oak/St. Beech/Maple/American Black Walnut/others (all available in FSC)
Cut: Crown/Quarter/Rift/other.
Match: Book/Random/Slip/Quarter/other.
rain direction: Vertical/Horizontal/Inlay/other.



V3, V5, V8, V9, V10 comply with minimum zones of visibility Approved Document K 2013



Standard Glazed Vision Panels:



Fire Rated up to max 10mm threshold gap

Smoke Control up to max 3mm threshold gap

Bottom Gap Detail:

If require a copy of the Forza FD30 certificate or installation guides, please download a PDF version of Forza's Website:

Title: FD30 sales overview document

Drawing No: FZD5512
Issue: 2

About us >>
Our certification

Drawn by: Fabio Martins

Performance & guides >>
Guidance on Frames installation FD30

Issue date: 21/09/2023

30 Minutes Fire Rated (FD30) - STD 44mm Timber Fire Door in Timber or MDF Flush Frames

| | |
|----------------|----------------------|
| IMS Section: | Operational Controls |
| IMS Reference: | FD127 |
| Domain: | Quality |

| | | | | | | |
|-----------|----|-------------|----------|----------------------|--------------|-------------|
| Issue No: | 02 | Issue Date: | 21/09/23 | Issue Authorised By: | SHEQ Manager | Page 1 of 1 |
|-----------|----|-------------|----------|----------------------|--------------|-------------|



forza-doors.com
01403 711 126
sales@forza-doors.com